

# CRYSTAL LAKES

---

HOMEOWNERS ASSOCIATION OF MANATEE, INC.

## *Paint Palette Rules*

- ***Body*** and ***Trim*** choices must be chosen from the same scheme.
- Door colors are listed as “***Accent***” and may be modified from the palette combinations, but must be approved.
- Garage doors must be the same color as the main (*base/body*) color of the home.
- Any existing colors within Crystal Lakes may be chosen by any homeowner, provided they are able to properly identify the colors (since we do not have an original color palette).

# AMERICA'S HERITAGE

exterior historic colors






exterior historic colors



## AMERICA'S HERITAGE

The America's Heritage Palette pays homage to key architectural styles throughout American history. Ranging from exuberant hues that adorned ornately appointed Victorians to the softer, restrained shades of Craftsman bungalows, our featured color combinations are based on authentic schemes from their respective eras. Each has endured the test of time and is sure to provide beauty and enjoyment for centuries to come.



## HELPING YOUR ENVIRONMENT



Your neighborhood Sherwin-Williams® paint store has zero-VOC paints that have less impact on the environment and are great for your home. Visit [swgreensure.com](http://swgreensure.com) for more information.





## The inside scoop on the exterior

Bringing color to the outside of your house can have a tremendous effect on your home's value and curb appeal.

### Things to keep in mind:

- Coordinate paint colors with existing features of your home such as your roof and any brick or stone accents you may have.
- Look for colors that harmonize with your surrounding landscape and neighborhood. Or use any of our color palette collections to find combinations appropriate for the architecture of your home.
- Add splashes of color by highlighting details such as doors, shutters, and architectural elements. Keep in mind light colors can add size, while dark color can inject drama.



There are thousands of colors in the world.

It's time to embrace them.

Ask Sherwin-Williams.™

If you have questions or need advice, visit [sherwin-williams.com](http://sherwin-williams.com) or talk with one of our in-store experts. They can help you narrow your color choices and build a checklist of all the tools and products you'll need.



historic color

# AMERICA'S HERITAGE



ⓑ

Ⓣ

Ⓐ



BODY	TRIM	ACCENT	ACCENT 2
<b>Renwick Rose Beige</b> SW 2804	<b>Renwick Beige</b> SW 2805	<b>Pewter Tankard</b> SW 0023	<b>Polished Mahogany</b> SW 2838
<b>Renwick Golden Oak</b> SW 2824	<b>Downing Straw</b> SW 2813	<b>Roycroft Vellum</b> SW 2833	<b>Deepest Mauve</b> SW 0005
<b>Downing Sand</b> SW 2822	<b>Rookwood Clay</b> SW 2823	<b>Rookwood Sash Green</b> SW 2810	<b>Rookwood Blue Green</b> SW 2811



BODY	TRIM	ACCENT	ACCENT 2
<b>Sheraton Sage</b> SW 0014	<b>Downing Sand</b> SW 2822	<b>Rookwood Antique Gold</b> SW 2814	<b>Fairfax Brown</b> SW 2856
<b>Eastlake Gold</b> SW 0009	<b>Classical White</b> SW 2829	<b>Curio Gray</b> SW 0024	<b>Downing Slate</b> SW 2819
<b>Pearl Gray</b> SW 0052	<b>Classic Light Buff</b> SW 0050	<b>Colonial Revival Stone</b> SW 2827	<b>Mulberry Silk</b> SW 0001



ⓑ

Ⓣ

Ⓐ

Due to variations in the printing process, actual colors may vary from those shown in this brochure.



BODY	TRIM	ACCENT	ACCENT 2
<b>Downing Slate</b> SW 2819	<b>Downing Straw</b> SW 2813	<b>Rookwood Antique Gold</b> SW 2814	<b>Rookwood Medium Brown</b> SW 2807
<b>Downing Earth</b> SW 2820	<b>Renwick Beige</b> SW 2805	<b>Rookwood Terra Cotta</b> SW 2803	<b>Rookwood Dark Brown</b> SW 2808
<b>Renwick Olive</b> SW 2815	<b>Downing Sand</b> SW 2822	<b>Rookwood Dark Green</b> SW 2816	<b>Rookwood Amber</b> SW 2817



ⓑ

Ⓣ

ⓐ



ⓑ

Ⓣ

ⓐ



BODY	TRIM	ACCENT	ACCENT 2
<b>Craftsman Brown</b> SW 2835	<b>Roycroft Vellum</b> SW 2833	<b>Rookwood Brown</b> SW 2806	<b>Naval</b> SW 6244
<b>Birdseye Maple</b> SW 2834	<b>Roycroft Brass</b> SW 2843	<b>Roycroft Bronze Green</b> SW 2846	<b>Aurora Brown</b> SW 2837
<b>Roycroft Pewter</b> SW 2848	<b>Weathered Shingle</b> SW 2841	<b>Roycroft Vellum</b> SW 2833	<b>Roycroft Copper Red</b> SW 2839

The above scheme is featured on the cover.



(B)


(T)

(A)

BODY	TRIM	ACCENT	ACCENT 2
<b>Downing Stone</b> SW 2821	<b>Sage Green Light</b> SW 2851	<b>Roycroft Bronze Green</b> SW 2846	<b>Classic Light Buff</b> SW 0050
<b>Rookwood Clay</b> SW 2823	<b>Pure White</b> SW 7005	<b>Downing Sand</b> SW 2822	<b>Teal Stencil</b> SW 0018
<b>Downing Straw</b> SW 2813	<b>Roycroft Vellum</b> SW 2833	<b>Roycroft Pewter</b> SW 2848	<b>Classic French Gray</b> SW 0077



BODY	TRIM	ACCENT	ACCENT 2
<b>Antique White</b> SW 6119	<b>Roycroft Suede</b> SW 2842	<b>Creamy</b> SW 7012	<b>Bunglehouse Blue</b> SW 0048
<b>Peace Yellow</b> SW 2857	<b>Rookwood Antique Gold</b> SW 2814	<b>Classical White</b> SW 2829	<b>Roycroft Bottle Green</b> SW 2847
<b>Roycroft Mist Gray</b> SW 2844	<b>Downing Stone</b> SW 2821	<b>Extra White</b> SW 7006	<b>Rookwood Dark Red</b> SW 2801



(B)

(T)

(A)



BODY	TRIM	ACCENT	ACCENT 2
<b>Needlepoint Navy</b> SW 0032	<b>Classic Light Buff</b> SW 0050	<b>New Colonial Yellow</b> SW 2853	<b>Antiquarian Brown</b> SW 0045
<b>Chelsea Gray</b> SW 2850	<b>Westchester Gray</b> SW 2849	<b>Decorous Amber</b> SW 0007	<b>Roycroft Pewter</b> SW 2848
<b>Downing Sand</b> SW 2822	<b>Classical White</b> SW 2829	<b>Toile Red</b> SW 0006	<b>Rookwood Dark Brown</b> SW 2808



BODY	TRIM	ACCENT	ACCENT 2
<b>Colonial Revival Stone</b> SW 2827	<b>Classical White</b> SW 2829	<b>Tricorn Black</b> SW 6258	<b>Rookwood Red</b> SW 2802
<b>Colonial Revival Gray</b> SW 2832	<b>Pure White</b> SW 7005	<b>Downing Slate</b> SW 2819	<b>Harvester</b> SW 6373
<b>Colonial Revival Green Stone</b> SW 2826	<b>Classic Light Buff</b> SW 0050	<b>Polished Mahogany</b> SW 2838	<b>Roycroft Bronze Green</b> SW 2846



# AMERICA'S HERITAGE

exterior historic colors

Sherwin-Williams coatings enhance curb appeal with beauty and durability



### Duration® Exterior Acrylic Latex

PermaLast® technology delivering unsurpassed durability

True one-coat coverage

Lifetime Warranty



### Resilience™ Exterior Acrylic Latex

Exceptional resistance to moisture

Excellent hide and coverage

Lifetime Warranty



### SuperPaint® Exterior Acrylic Latex

Superior performance, easy application

Advanced resin technology provides enhanced overall performance

25 Year Warranty



### A-100® Exterior Acrylic Latex

Trusted 100% Acrylic Formula  
Good, quality at an affordable price

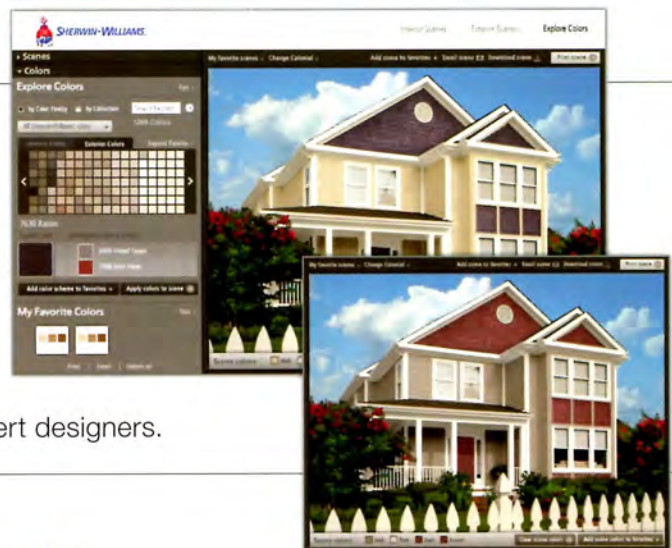
15 Year Warranty

## Color Visualizer

Experiment with colors with the interactive Color Visualizer on [sherwin-williams.com](http://sherwin-williams.com).

With the Color Visualizer, you can:

- Virtually paint dozens of room scenes, as well as exteriors.
- Choose from more than 1,500 colors.
- Explore pre-coordinated palettes created by our expert designers.



For the Sherwin-Williams location nearest you, call **1.800.4.SHERWIN** or visit us online at [sherwin-williams.com](http://sherwin-williams.com)  
Cover The Earth and The Sherwin-Williams logo are registered trademarks of The Sherwin-Williams Company. ©2009